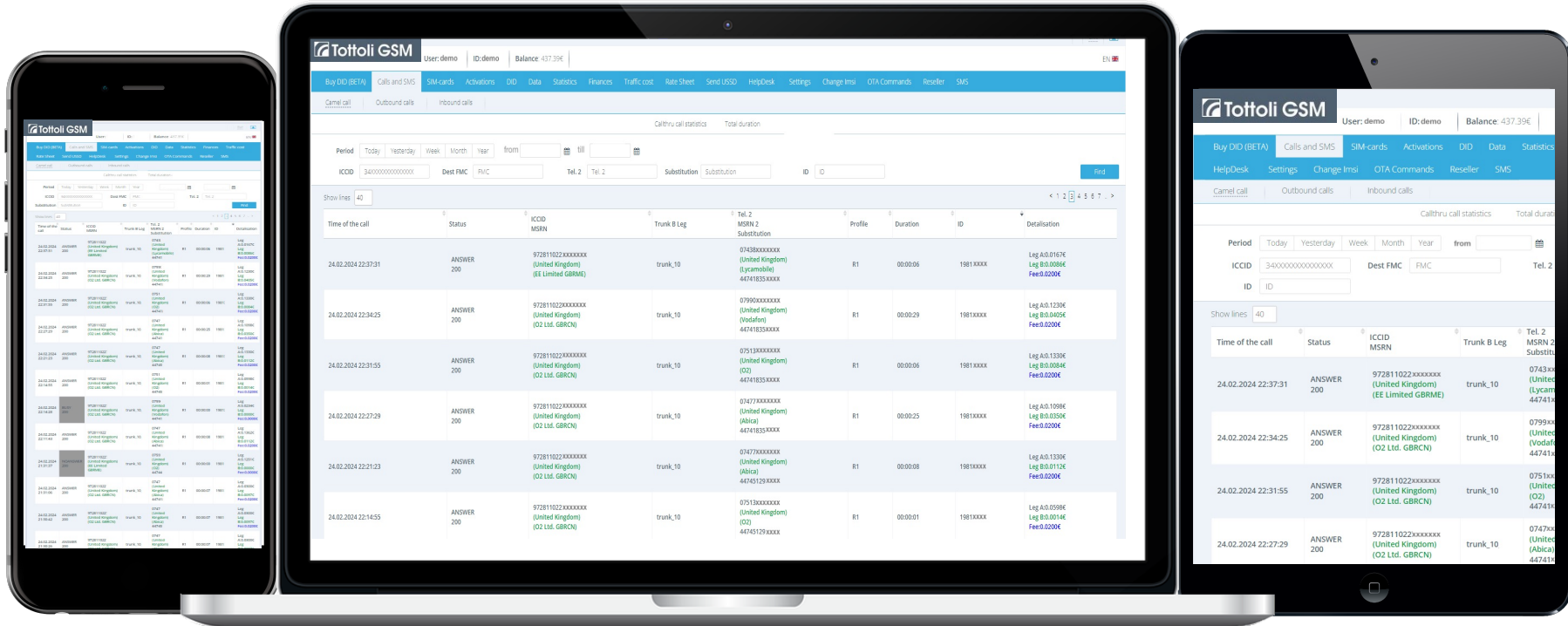
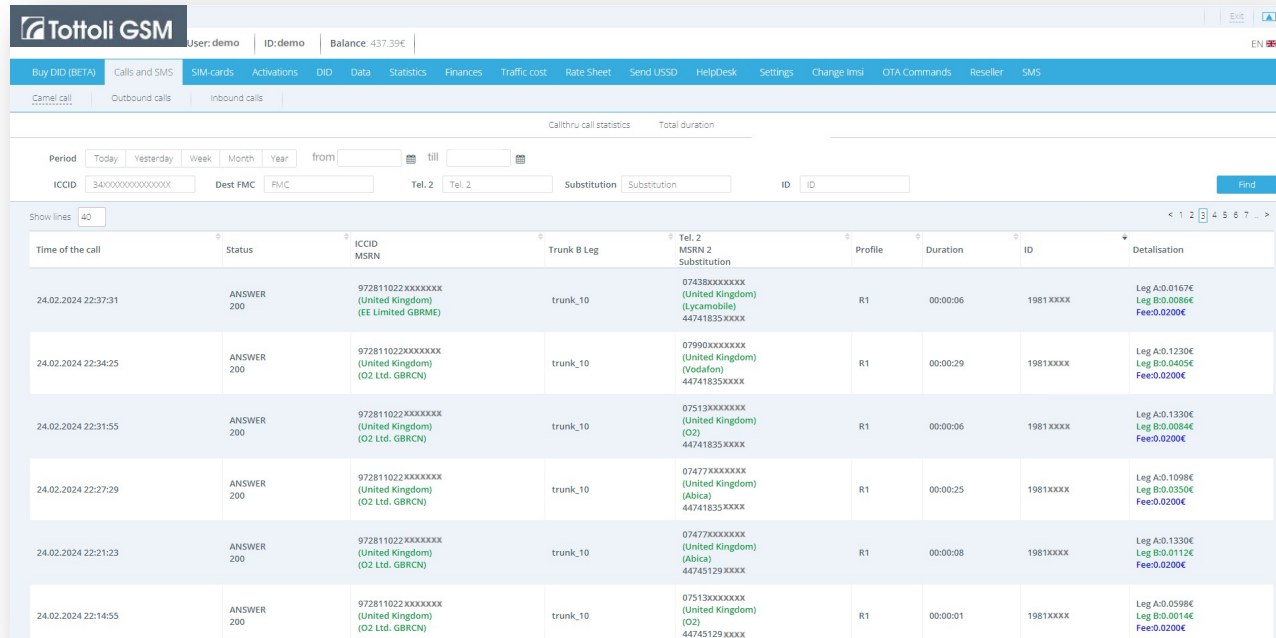


ADMINISTRATIVE PANEL



ADMINISTRATIVE PANEL



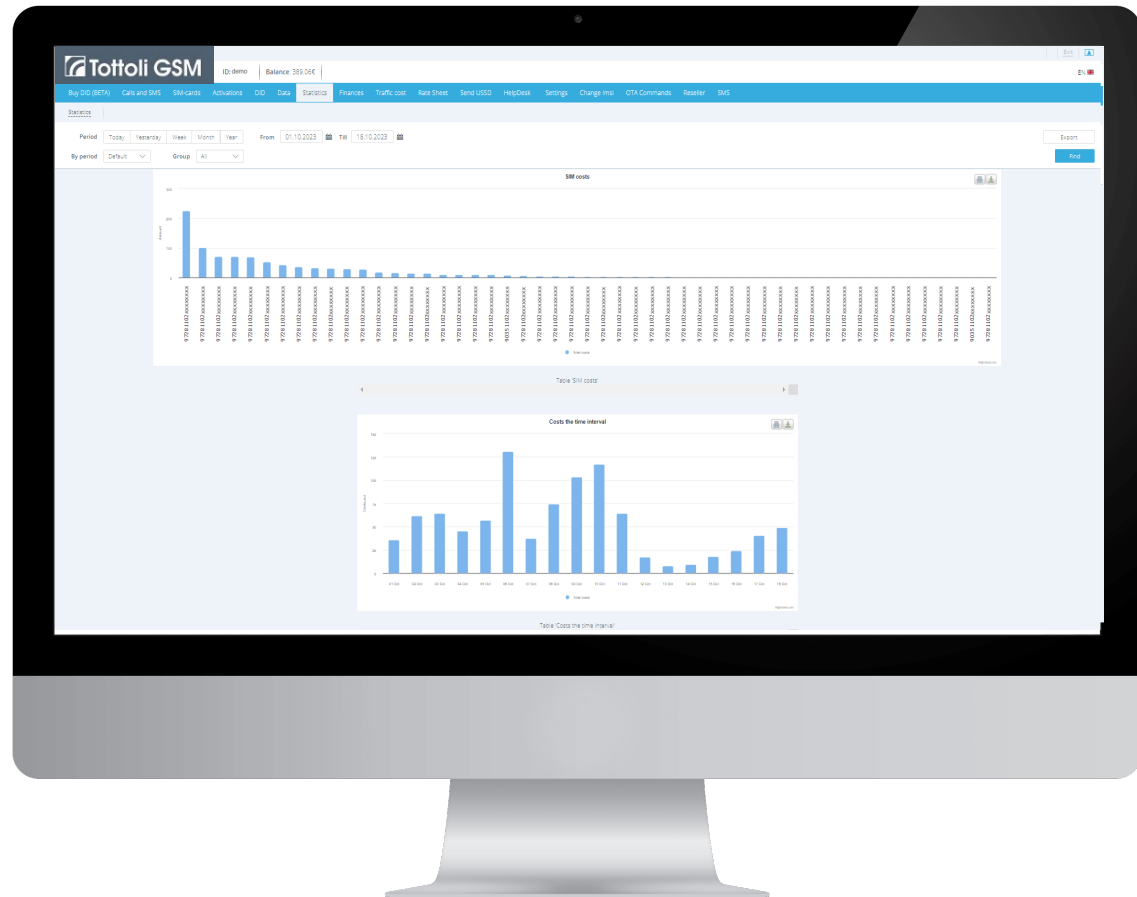
The screenshot displays the Tottoli GSM Administrative Panel interface. At the top, there is a header with the Tottoli GSM logo, user information (User: demo, ID: demo, Balance: 437.39€), and a navigation menu with options like Buy DID (BETA), Calls and SMS, SIM-cards, Activations, DID, Data, Statistics, Finances, Traffic cost, Rate Sheet, Send USSD, HelpDesk, Settings, Change Imsi, OTA Commands, Reseller, and SMS. Below the navigation menu, there are filters for Call type (Camel call, Outbound calls, Inbound calls) and Call type statistics (Callthru call statistics, Total duration). A search bar allows filtering by Period (Today, Yesterday, Week, Month, Year), from and till dates, ICCID (34XXXXXXXXXXXXXXXX), Dest FMC (FMC), Tel. 2 (Tel. 2), Substitution, and ID (ID). The main content area shows a table of call records with columns for Time of the call, Status, ICCID MSRN, Trunk B Leg, Tel. 2 MSRN 2 Substitution, Profile, Duration, ID, and Detailisation. The table contains six rows of call data.

Time of the call	Status	ICCID MSRN	Trunk B Leg	Tel. 2 MSRN 2 Substitution	Profile	Duration	ID	Detailisation
24.02.2024 22:37:31	ANSWER 200	972811022XXXXXXXXX (United Kingdom) (EE Limited GBRME)	trunk_10	07438XXXXXXXXX (United Kingdom) (Lycamobile) 44741835XXXXX	R1	00:00:06	1981XXXX	Leg A:0.0167€ Leg B:0.0086€ Fee:0.0200€
24.02.2024 22:34:25	ANSWER 200	972811022XXXXXXXXX (United Kingdom) (O2 Ltd. GBRGN)	trunk_10	07990XXXXXXXXX (United Kingdom) (Vodafone) 44741835XXXXX	R1	00:00:29	1981XXXX	Leg A:0.1230€ Leg B:0.0405€ Fee:0.0200€
24.02.2024 22:31:55	ANSWER 200	972811022XXXXXXXXX (United Kingdom) (O2 Ltd. GBRGN)	trunk_10	07513XXXXXXXXX (United Kingdom) (O2) 44741835XXXXX	R1	00:00:06	1981XXXX	Leg A:0.1330€ Leg B:0.0084€ Fee:0.0200€
24.02.2024 22:27:29	ANSWER 200	972811022XXXXXXXXX (United Kingdom) (O2 Ltd. GBRGN)	trunk_10	07477XXXXXXXXX (United Kingdom) (Abica) 44741835XXXXX	R1	00:00:25	1981XXXX	Leg A:0.1098€ Leg B:0.0350€ Fee:0.0200€
24.02.2024 22:21:23	ANSWER 200	972811022XXXXXXXXX (United Kingdom) (O2 Ltd. GBRGN)	trunk_10	07477XXXXXXXXX (United Kingdom) (Abica) 44745129XXXXX	R1	00:00:08	1981XXXX	Leg A:0.1330€ Leg B:0.0112€ Fee:0.0200€
24.02.2024 22:14:55	ANSWER 200	972811022XXXXXXXXX (United Kingdom) (O2 Ltd. GBRGN)	trunk_10	07513XXXXXXXXX (United Kingdom) (O2) 44745129XXXXX	R1	00:00:01	1981XXXX	Leg A:0.0598€ Leg B:0.0014€ Fee:0.0200€

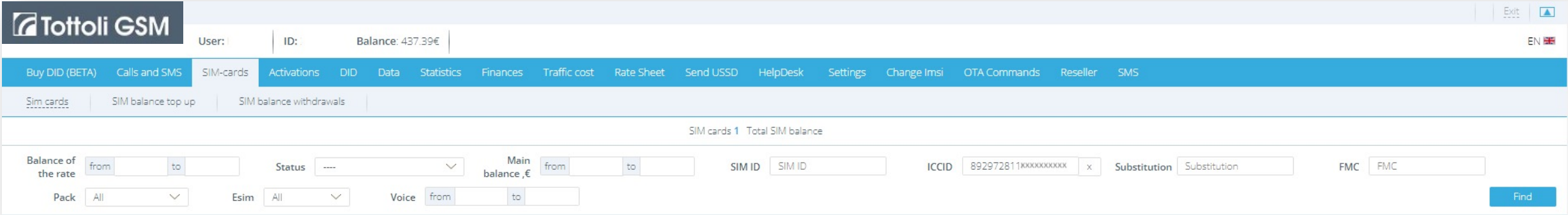
- Administrative panel is an instrument which helps employees of the company to manage and control SIM cards.
- The structure is made in such a way that it allows to put important information logically and convenient for the user.
- It is designed in such a way that it is comfortable to use it on different devices, it is easy to manage your SIM cards from tablets and phones.

Administrative panel is adaptive

- As it was mentioned before, such adaptive disposition of information allows not to use special applications.
- You have the same view on all the devices, only the width differs.
(Minimal width is 768 px).
- Elements which are too big start to adapt one under another.

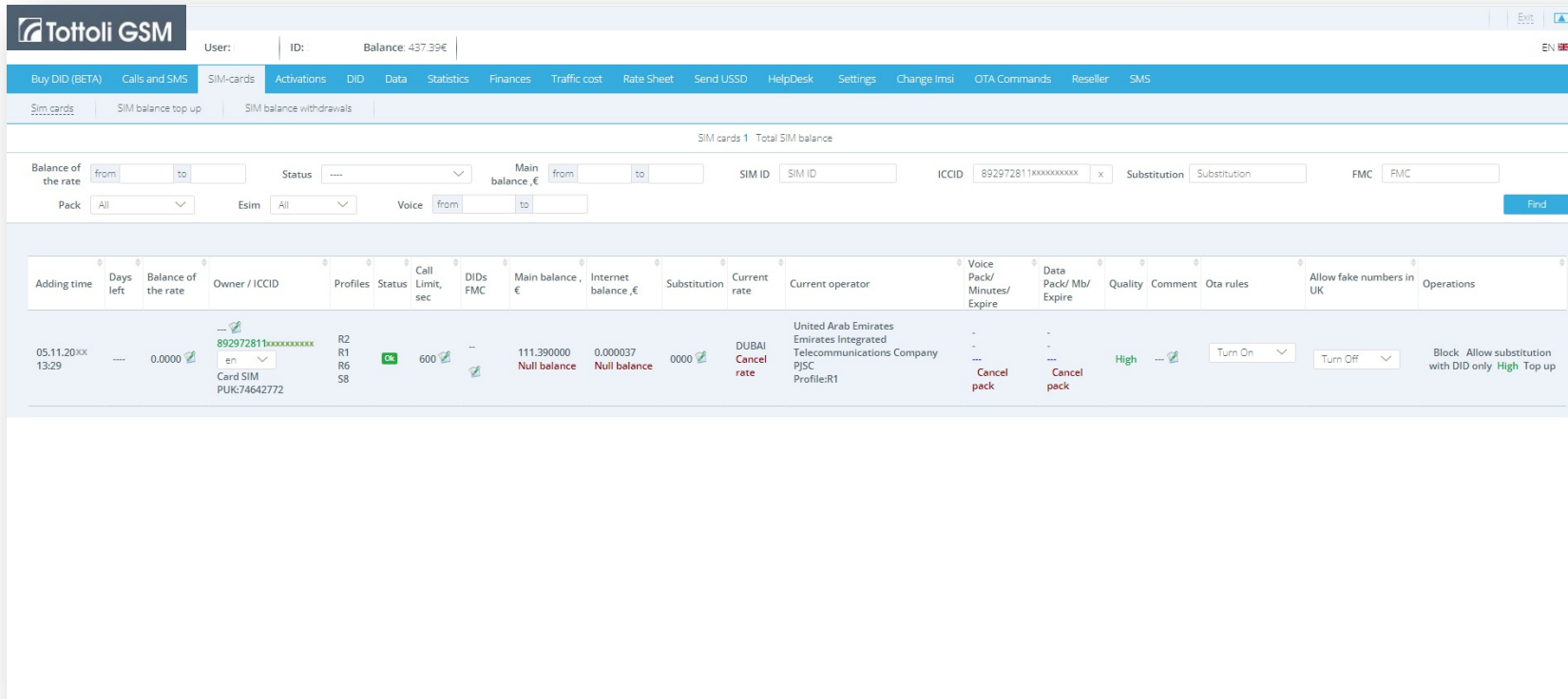


➤ Almost on every page you can filter the information according to your needs



The screenshot shows the Tottoli GSM administrative panel interface. At the top left is the Tottoli GSM logo. To its right, there are fields for 'User:', 'ID:', and 'Balance: 437.39€'. On the far right, there are 'Exit' and 'EN' (with a flag icon) buttons. Below this is a blue navigation bar with the following menu items: Buy DID (BETA), Calls and SMS, SIM-cards (highlighted), Activations, DID, Data, Statistics, Finances, Traffic cost, Rate Sheet, Send USSD, HelpDesk, Settings, Change Imsi, OTA Commands, Reseller, and SMS. Underneath the navigation bar are three sub-menu items: Sim cards, SIM balance top up, and SIM balance withdrawals. The main content area is titled 'SIM cards 1 Total SIM balance'. It contains a search filter interface with the following fields: 'Balance of the rate' (with 'from' and 'to' input boxes), 'Status' (a dropdown menu), 'Main balance, €' (with 'from' and 'to' input boxes), 'SIM ID' (with a 'SIM ID' input box), 'ICCID' (with '892972811XXXXXXXXX' and an 'x' input box), 'Substitution' (with a 'Substitution' input box), and 'FMC' (with an 'FMC' input box). At the bottom left, there are 'Pack' (with an 'All' dropdown), 'Esim' (with an 'All' dropdown), and 'Voice' (with 'from' and 'to' input boxes). A blue 'Find' button is located at the bottom right of the filter section.

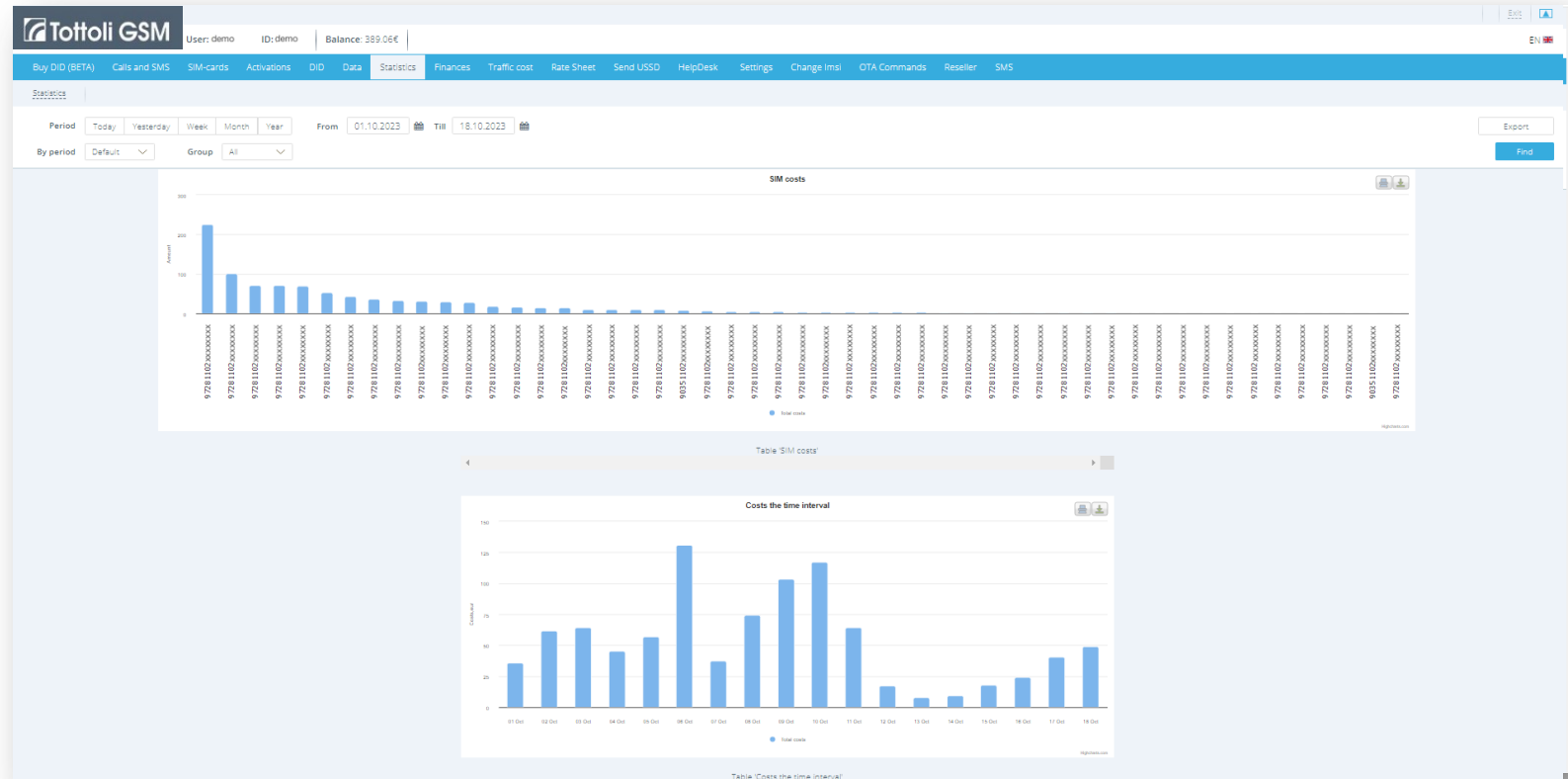
ADMINISTRATIVE PANEL



The screenshot displays the Tottoli GSM administrative interface. At the top, there is a navigation menu with options like 'Buy DID (BETA)', 'Calls and SMS', 'SIM-cards', 'Activations', 'DID', 'Data', 'Statistics', 'Finances', 'Traffic cost', 'Rate Sheet', 'Send USSD', 'HelpDesk', 'Settings', 'Change Imsi', 'OTA Commands', 'Reseller', and 'SMS'. Below the menu, there are search filters for 'Balance of the rate', 'Status', 'Main balance, €', 'SIM ID', 'ICCID', 'Substitution', and 'FMC'. A 'Find' button is located to the right of these filters. The main content area features a table with the following columns: Adding time, Days left, Balance of the rate, Owner / ICCID, Profiles, Status, Call Limit, sec, DIDs FMC, Main balance, €, Internet balance, €, Substitution, Current rate, Current operator, Voice Pack/ Minutes/ Expire, Data Pack/ Mb/ Expire, Quality, Comment, Ota rules, Allow fake numbers in UK, and Operations. The table contains one row of data for a SIM card with ICCID 89297281100000000000, a main balance of 111.390000, and an internet balance of 0.000037. The current operator is 'United Arab Emirates Emirates Integrated Telecommunications Company PJSC'. The 'Operations' column shows 'Block Allow substitution with DID only High Top up'.

- If you need to choose a particular SIM card, you can set certain parameters of search, such as ICCID (SIM ID) or a phone number.
- After that you will see the SIM card needed.
- When you click on the icon “About SIM”, you are forwarded to the page where you can see the detailed information about the SIM

- In some sections individual interface for every user can be performed.
- E.g. If the person who uses admin panel and, for example doesn't use certain windows can move them down and place the important ones above.
- Or simply delete graphics, which are not used.



ADMINISTRATIVE PANEL  Tottoli GSM

Representative office in Great Britain:

+44 203 322 27 25

www.tottoli-gsm.com

info@tottoli-gsm.com